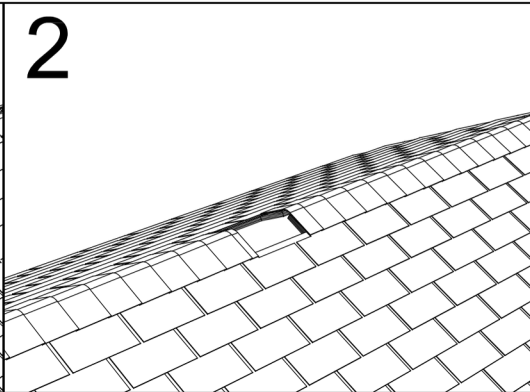
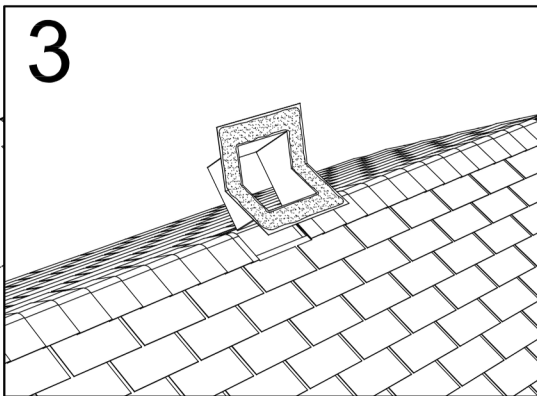


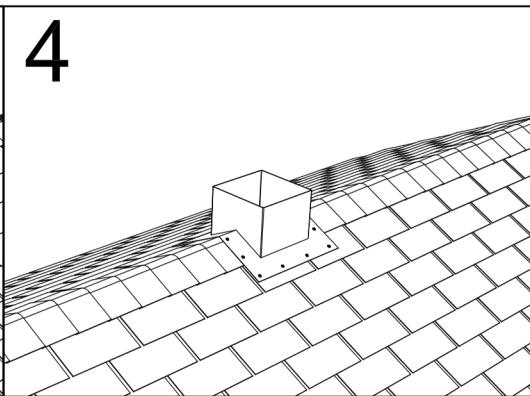
1
Place ridge flashing over the desired location making sure it is positioned between the rafters. Using the duct as a template, trace a line around the inside perimeter of the duct onto the shingles or deck.



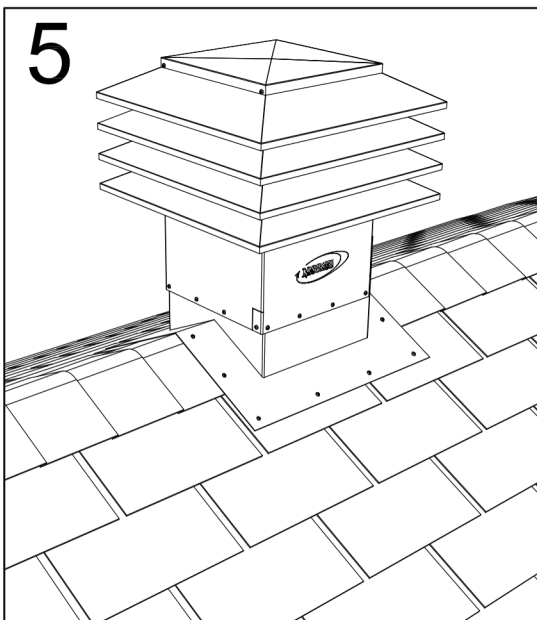
2
Cut out shingles and deck around the perimeter of the line.



3
Install a bitumen sealant under the flange, all the way around, approx. 3-4" wide.



4
Place ridge flashing over opening and secure to the deck. (screws supplied by contractor)



5
Install ventilator head onto the flashing, making sure it is level and secure to the flashing using screws provided into each of the perforations. (Model 301 shown)